

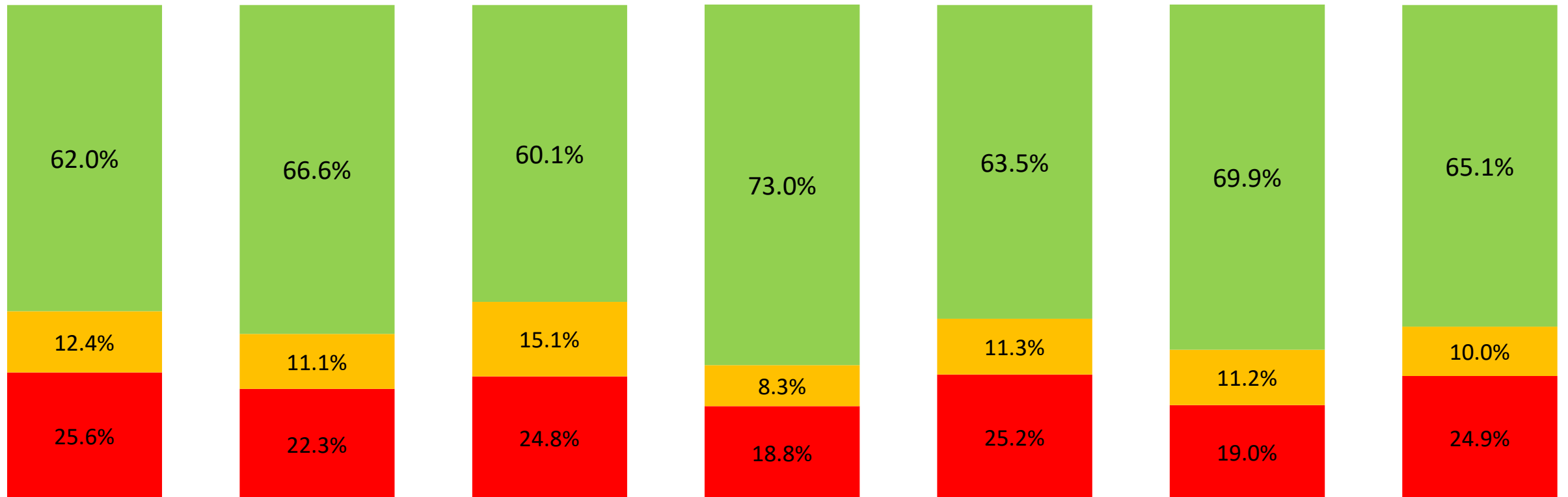


Active Lives May  
18/19 Update

October 2019

# Activity levels of whole population – May 16 – May 17

May 16/17



England

Active Oxfordshire

Cherwell

Oxford

South Oxfordshire

Vale of White Horse

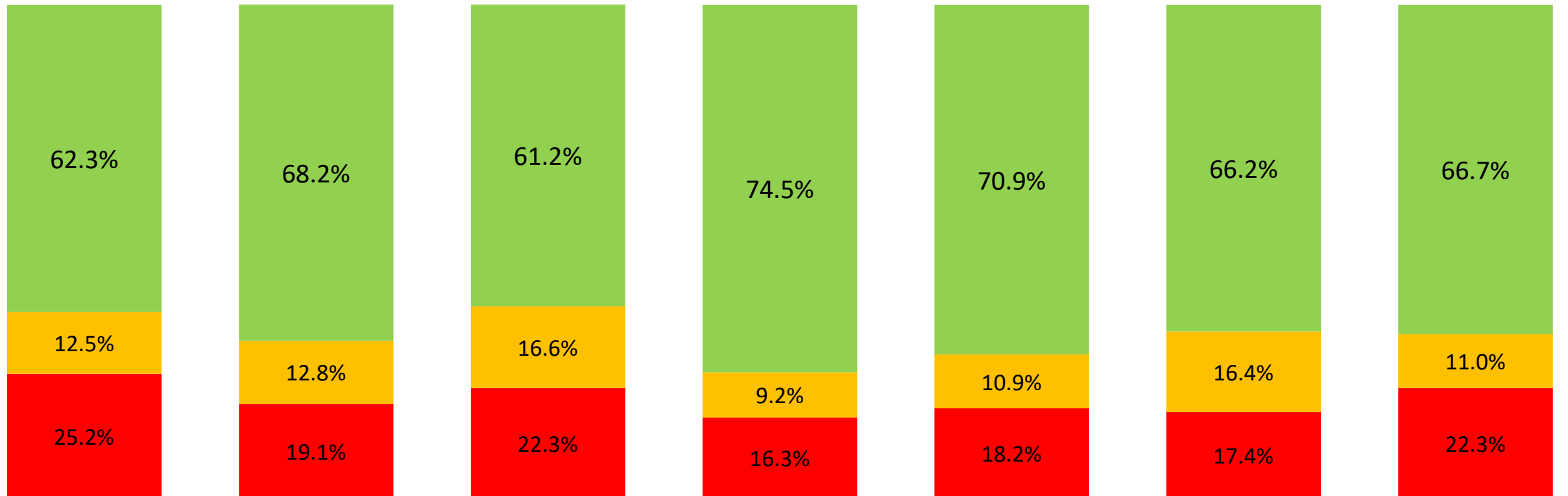
West Oxfordshire

■ Inactive ■ Fairly Active ■ Active

Source: Sport England, Active Lives, May 16 to May 17, excluding gardening, 16+

# Activity levels of whole population – May 17 – May 18

May 1718



England

Active Oxfordshire

Cherwell

Oxford

South Oxfordshire

Vale of White Horse

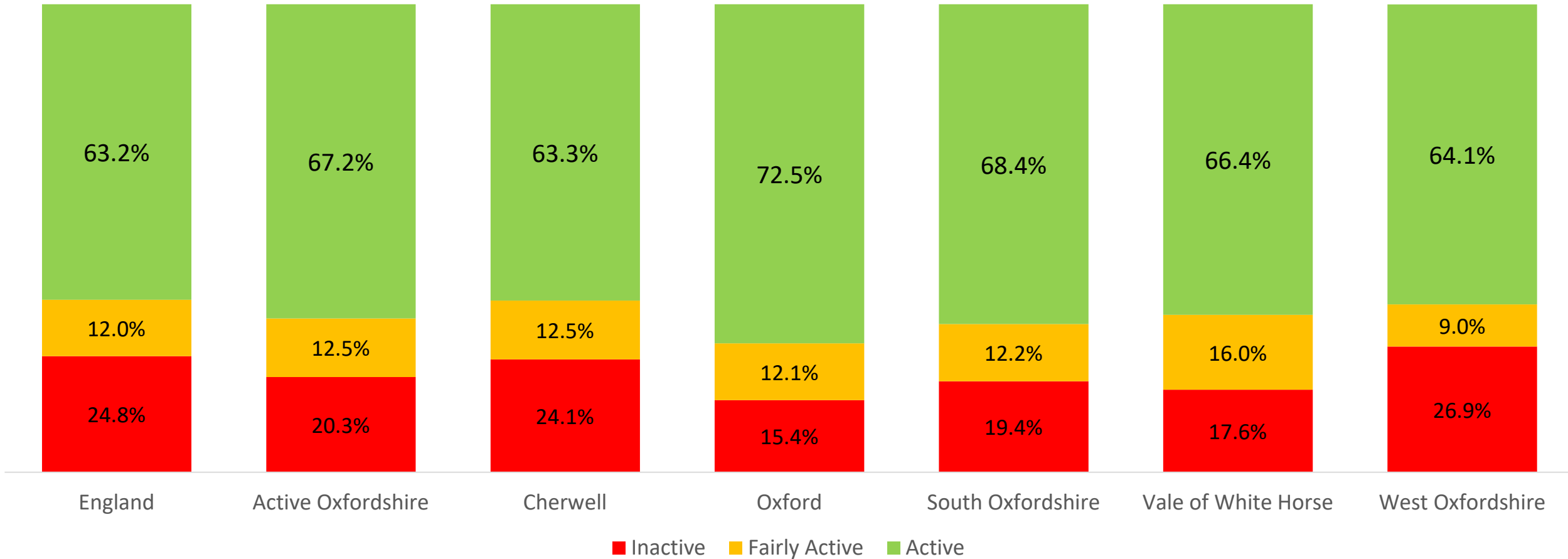
West Oxfordshire

■ Inactive ■ Fairly Active ■ Active

Source: Sport England, Active Lives, May 17 to May 18, excluding gardening, 16+

# Activity levels of whole population – May 18 – May 19

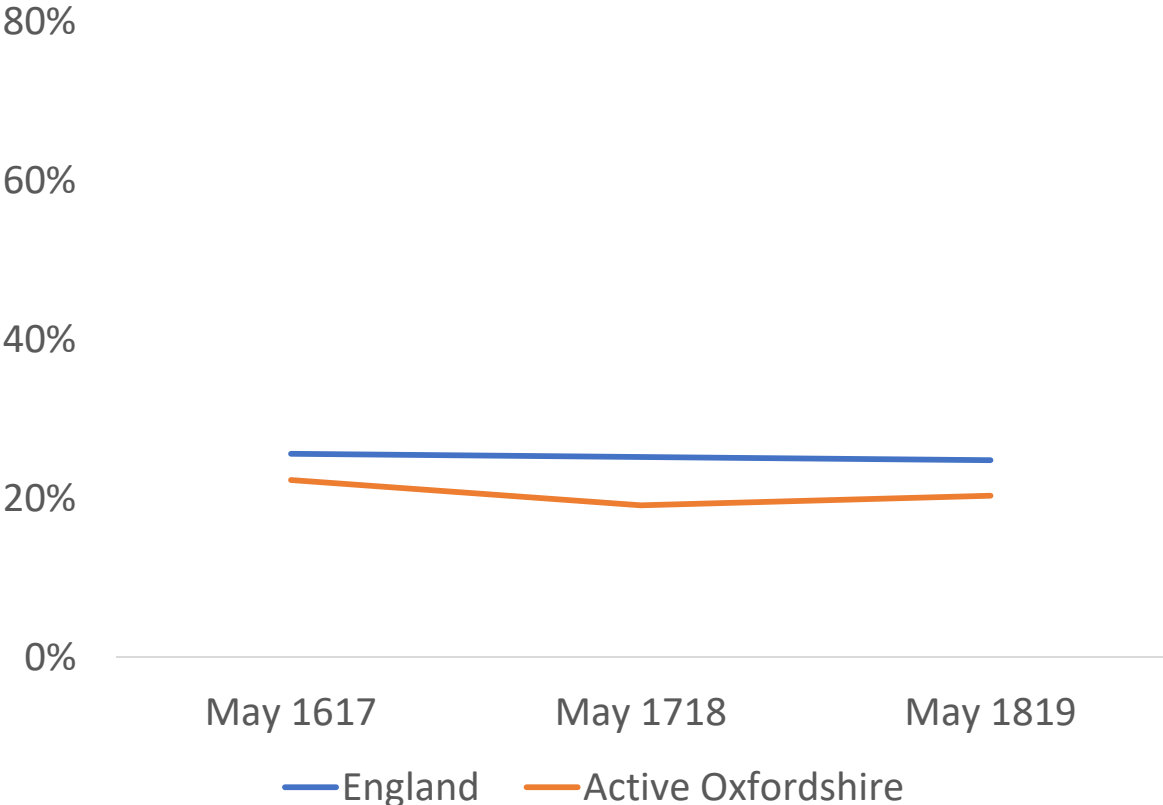
May 18/19



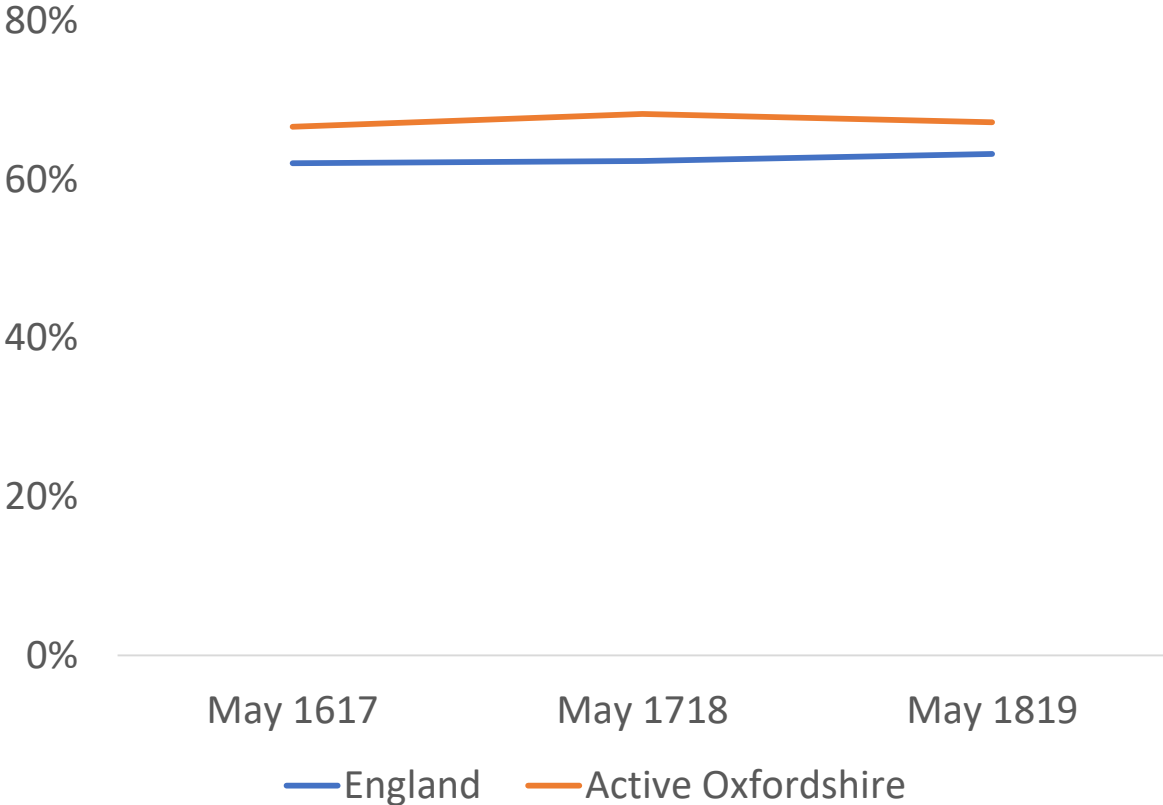
Source: Sport England, Active Lives, May 18 to May 19, excluding gardening, 16+

# Activity levels of whole population – May trends

## Inactive



## Active



Source: Sport England, Active Lives, May 15 to May 19, excluding gardening, 16+

# Change in Physical Activity levels

Absolute Change (Nov 15/16 – May 18/19)

	Active	Fairly Active	Inactive
England	1.1% Significant increase	-0.3% Significant decrease	-0.8% Significant decrease
Active Oxfordshire	-0.5% No change	1.1% No change	-0.6% No change
Cherwell	-1.5% No change	2.0% No change	-0.5% No change
Oxford	-3.9% No change	3.1% No change	0.9% No change
South Oxfordshire	0.5% No change	2.5% No change	-3.0% No change
Vale of White Horse	0.8% No change	1.0% No change	-1.9% No change
West Oxfordshire	3.8% No change	-4.8% No change	1.0% No change

Significant improvement  
Significant worsening

Source: Sport England, Active Lives, Nov 15 to May 19, excluding gardening, 16+

# Change in Physical Activity levels

Change in the last 12 months (May 17/18 – May 18/19)

	Active	Fairly Active	Inactive
England	0.9% Significant increase	-0.4% Significant decrease	-0.4% Significant decrease
Active Oxfordshire	-1.0% No change	-0.3% No change	1.3% No change
Cherwell	2.2% No change	-4.0% No change	1.9% No change
Oxford	-2.0% No change	2.9% No change	-0.9% No change
South Oxfordshire	-2.5% No change	1.3% No change	1.2% No change
Vale of White Horse	0.2% No change	-0.4% No change	0.3% No change
West Oxfordshire	-2.6% No change	-2.0% No change	4.6% No change

Significant improvement  
Significant worsening

Source: Sport England, Active Lives, May 17 to May 19, excluding gardening, 16+